


PAVILION ELEVATION
No Scale



SPECIFIER _____
PROJECT _____
DATE _____

LINE VOLTAGE 120VAC 2.5W LED TAPE - IP65



Technical Information

Wattage	2.5W per foot
IP Rating	IP65 - wet location, not suitable for submersible, limited protection against harsh environments.
Output	27K-145 mW 30K-150 mW 40K-160 mW 50K-170 mW
Input Voltage	120VAC
CRI	90+
Cut Length	Every 12"
Maximum Run	164 feet
Dimensions	5/8" W x 6/4" H (15.5mm x 162mm)
Adhesive Backing	None
Lifespan	50,000 hrs
Warranty	3 year limited
Power Supply	Not required

Recommended applications:

Cove lighting
Backlit graphics
Accent lighting
Sign lighting

Connector options:

Power connectors and extenders are available. For all other connections, use layout guide on page 2 to specify factory-assembled connections.



Mounting options:

Architectural extrusions, mounting clips, VHB adhesive, and other mounting solutions are available (sold separately).



Part Number Builder / Ordering Guide

Example part number: LLH-LAC2.5W-65-27K-120V-90-164in

If a custom, pre-assembled layout is desired, please use the layout guide on page 2 to specify a layout code

SERIES	COLOR	VOLTAGE	CRI	LENGTH
LLH-LAC2.5W-65	27K 30K 40K 50K	120V	90	XXX - custom length (in)

REV 05.18

1555 Barclay Road,
Buffalo Grove, IL 60089
847.412.4880
quotes@lllighting.com

LED LIGHT FOR SIGN COLUMN
Or Equal

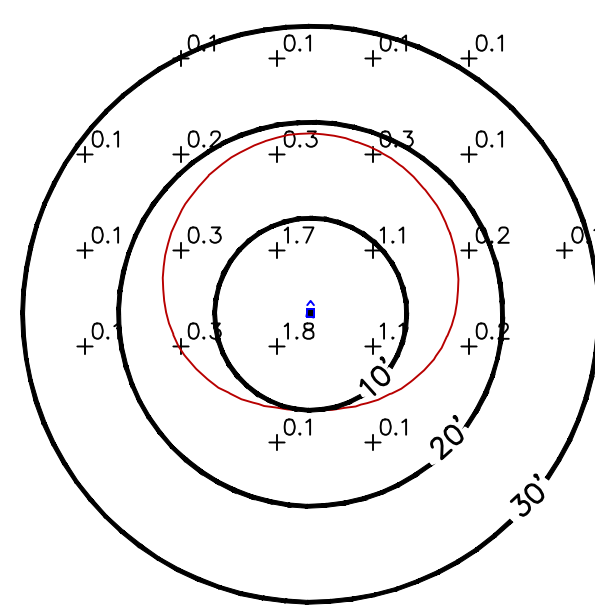
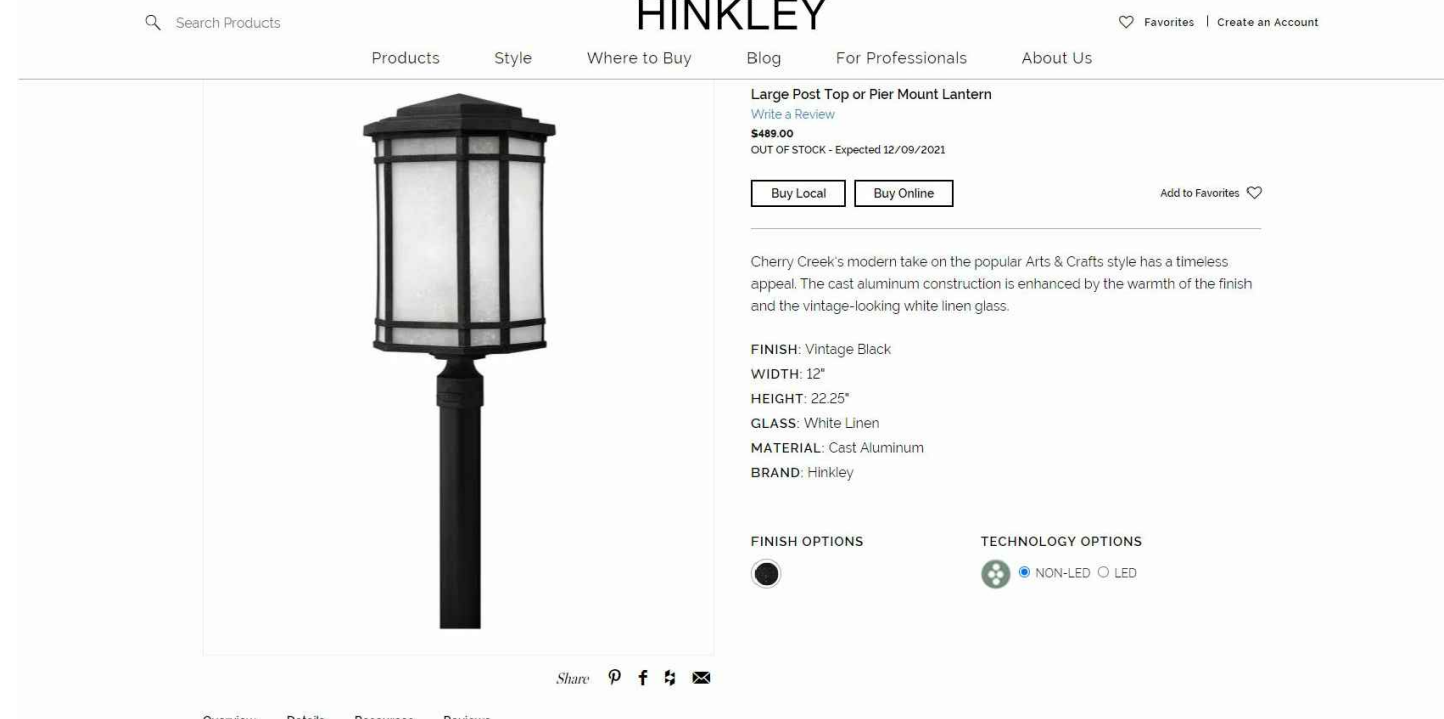


COACH LIGHT
FIXTURE
(OR EQUAL)

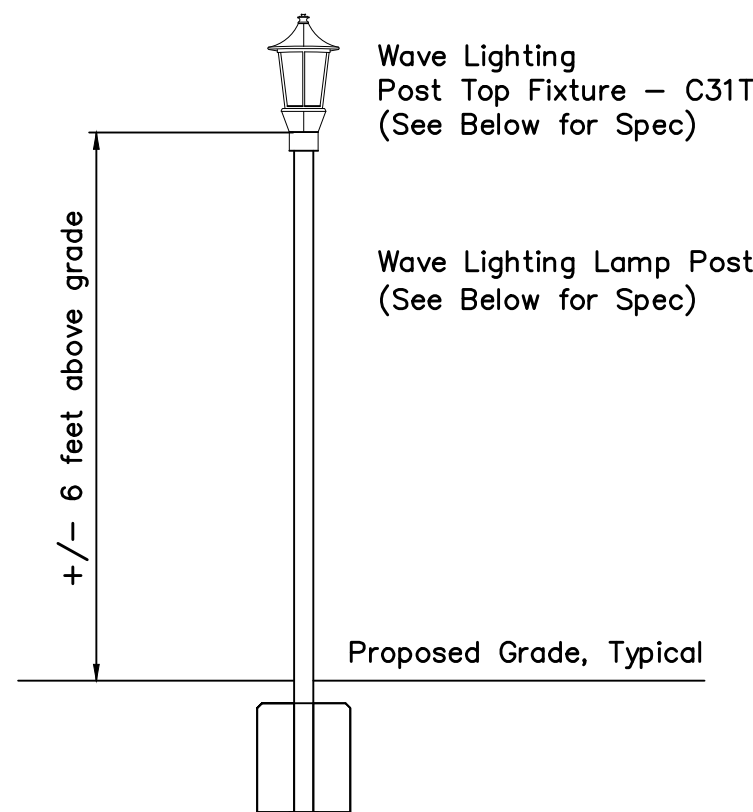


COACH LIGHT
CHARACTER PHOTO
(OR EQUAL)

- One coach light will be placed at the front of each home.
- Fixture to be mounted on a 6' high black pole.



TYPICAL LIGHT POLE PHOTOMETRIC
NOT TO SCALE



STANDARD LIGHT POLE
No Scale

COACH LIGHT:FRONT YARD OF EACH HOME

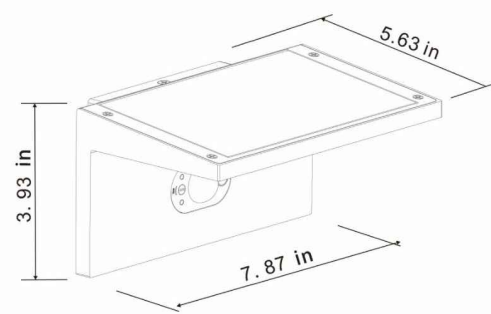


Royalux solar wall lamp.
Outdoor LED lantern with motion
sensor 2.4W 150 lm
Or Equal



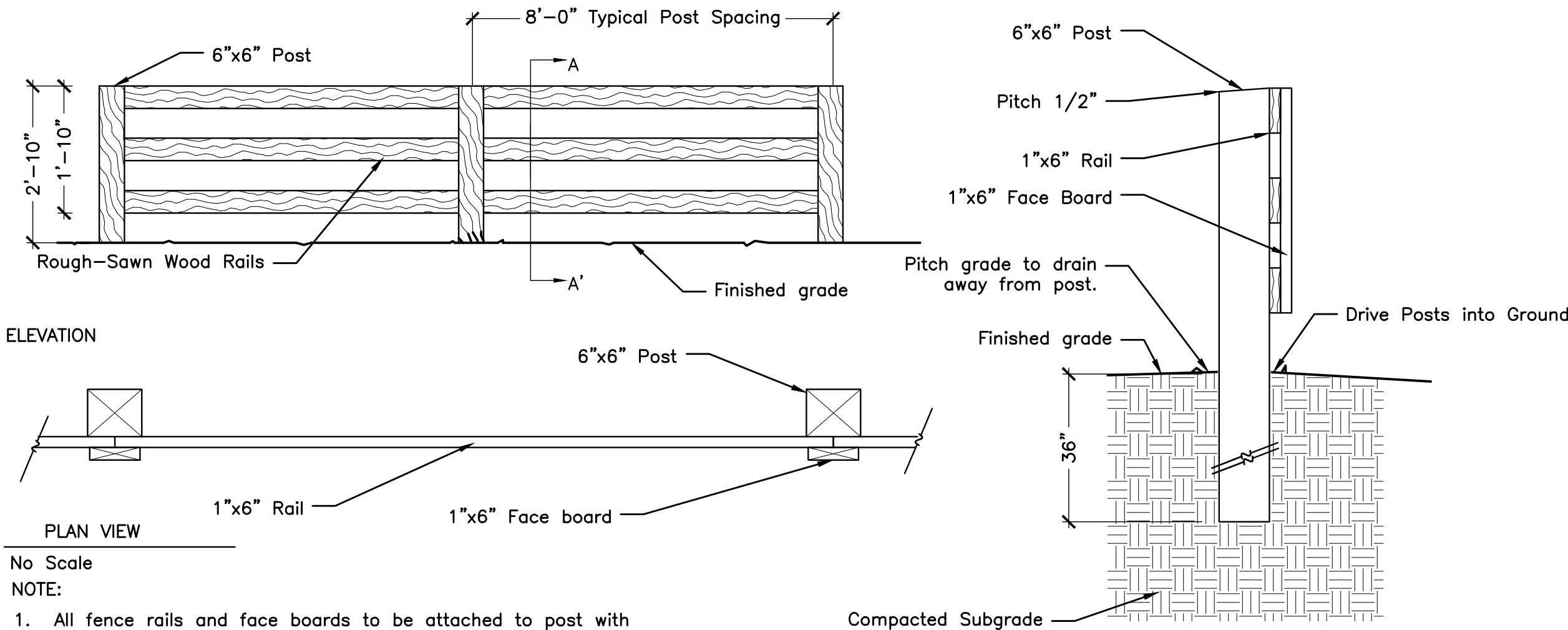
Product information

Material:	Aluminum, PC	Color Temperature:	3000K
Voltage:	3.7 V	Sensor:	Yes
Power Source:	Li-ion battery	Color:	Dark Grey
Application:	Porch, Entryway	Style:	Modern
Lumen:	400lm	IP Class:	IP 54



Product Information

Technical Details			
Model	17303	Waterproof Level	IP54
Input Voltage	3.7V	Color	Grey
Power	2.5W	Mounting Type	Bracket
Lumen	150lm	CRI	90+
Current Frequency	Solar	Motion Sensor	Yes
Color Temperature	3000K	Battery	2200mAh Li-ion Battery
Bulb Type	LED	Material	Aluminum
Type of Led	3014SMD	Shade Material	PC
Number of Led	28	Dimension	7-9/10" x 5-6/10" x 4-1/10"
Certification	CE	Safety Class	A



PLAN VIEW

No Scale

NOTE:

- All fence rails and face boards to be attached to post with 3 1/2" hot dipped galvanized fence nails.
- Fence to be sprayed with Cabots Old Virginia White oil stain.

3 Rail Fence Detail
No Scale

EXHIBIT "G-2"

TYPICAL
DETAILS

THE GROVE
FARM LOT 13, QUARTER TOWNSHIP 2, TOWNSHIP 3, RANGE 17
UNITED STATES MILITARY DISTRICT
TOWNSHIP OF GENOA, COUNTY OF DELAWARE, STATE OF OHIO

PREPARED BY:

ROMANELLI &
HUGHES

148 WEST SCHROCK ROAD
WESTERVILLE OHIO 43081

PREPARED FOR:

EMHIT
Evans, Mechwart, Hambleton & Tibbitts, Inc.
Engineers • Surveyors • Planners • Scientists
148 West Schrock Road
Westerville, Ohio 43081
Phone: 614.775.4620 Fax: 614.775.3418
emhit.com

DATE: SEPTEMBER 22, 2021
REVISED: NOVEMBER 15, 2021
REVISED:
REVISED:
REVISED:
REVISED: